

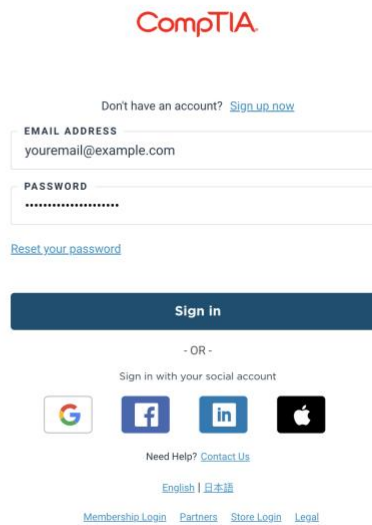
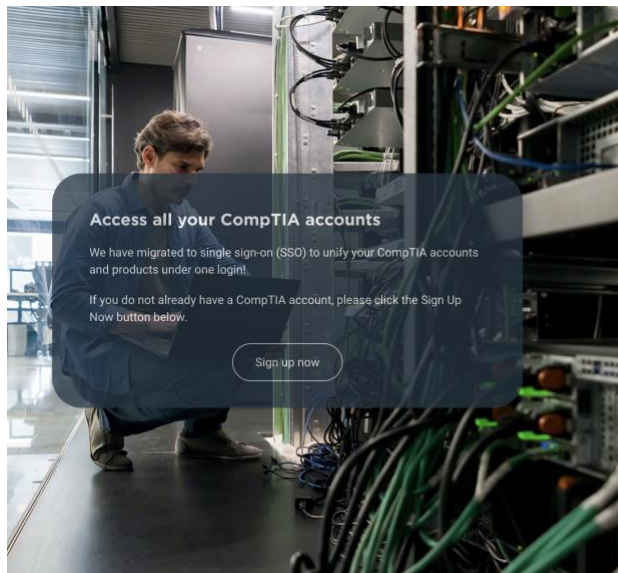


CYBER BRAIN ACADEMY

Here's a step-by-step guide on how to redeem your access codes and get started on your certification journey.

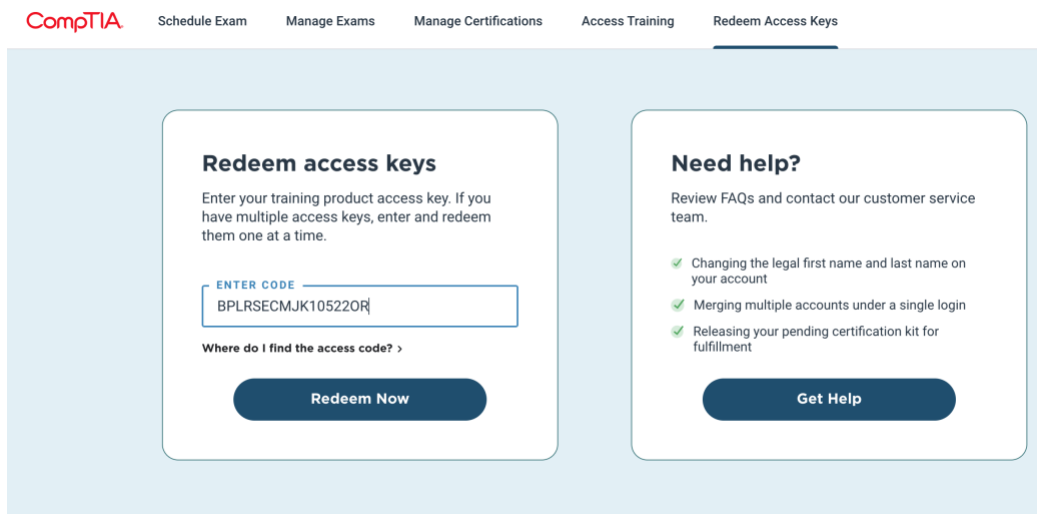
1. Go to <https://login.comptia.org/#redeemAccessKeys>

Before you can redeem your access codes, you need to log in to your CompTIA account. If you don't have one, you can create one on the CompTIA website.



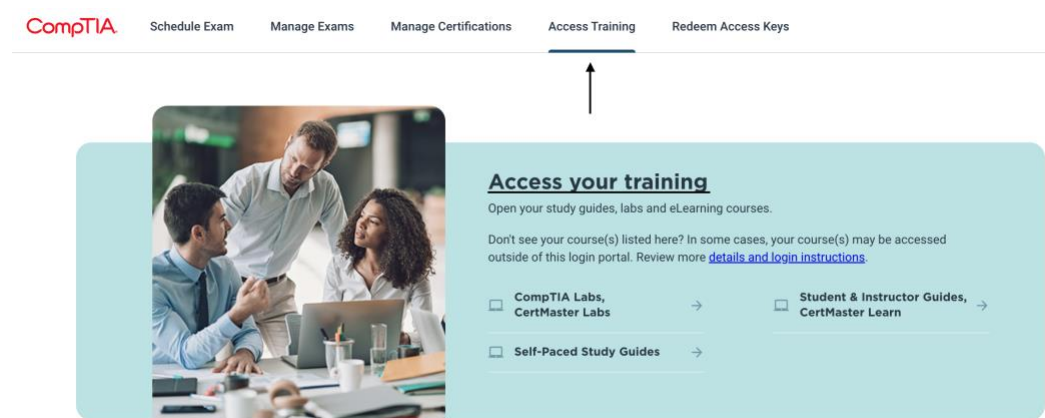
2. Enter your access key and click Redeem Now.

Make sure that there are no spaces when entering the access as this will result in an invalid code message.



3. Click Access My New Training to go directly to your new product or click View All My Products to see a full list of all your training products.

To access your training product going forward, go to <https://login.comptia.org/training-products>.



You're all set! Good luck on your exam!

Sincerely,

Cyber Brain Academy



**CYBER BRAIN
ACADEMY**